



**fresdental**

ADVANCED SYSTEMS

# BIBLIOTECA DE **CONEXIONES** COMPATIBLES

---

**2020**



+ de **450 CONEXIONES**

# CONEXIONES FRESIDENTAL

FAMILIA	EXT//INT	SISTEMA//PLATAFORMA	F	S	R
AB-DENTAL®	INT	3.0 Narrow	<input type="checkbox"/>	<input type="checkbox"/>	
	INT	3.75 Standard	<input type="checkbox"/>	<input type="checkbox"/>	
ADIN®	INT	Closefit UNP 2.75	<input type="checkbox"/>	<input type="checkbox"/>	<input type="checkbox"/>
	INT	Touareg S/OS/Swell	<input type="checkbox"/>	<input type="checkbox"/>	<input type="checkbox"/>
ALPHA BIO®	EXT	Arrow ARRC	<input type="checkbox"/>	<input type="checkbox"/>	
	EXT	TCT	<input type="checkbox"/>	<input type="checkbox"/>	<input type="checkbox"/>
	INT	CHC	<input type="checkbox"/>	<input type="checkbox"/>	<input type="checkbox"/>
	INT	CS	<input type="checkbox"/>	<input type="checkbox"/>	<input type="checkbox"/>
	INT	IH	<input type="checkbox"/>	<input type="checkbox"/>	<input type="checkbox"/>
ANTHOGYR®	INT	Axiom BL	<input type="checkbox"/>	<input type="checkbox"/>	
ASTRA® Evolution	EXT	EV Uni-Abutment	<input type="checkbox"/>	<input type="checkbox"/>	<input type="checkbox"/>
	INT	EV 3.0	<input type="checkbox"/>	<input type="checkbox"/>	<input type="checkbox"/>
	INT	EV 3.6	<input type="checkbox"/>	<input type="checkbox"/>	<input type="checkbox"/>
	INT	EV 4.2	<input type="checkbox"/>	<input type="checkbox"/>	<input type="checkbox"/>
	INT	EV 4.8	<input type="checkbox"/>	<input type="checkbox"/>	<input type="checkbox"/>
	INT	EV 5.4	<input type="checkbox"/>	<input type="checkbox"/>	
ASTRA® OsseoSpeed	EXT	Pilar 20°	<input type="checkbox"/>	<input type="checkbox"/>	<input type="checkbox"/>
	EXT	Pilar 45°	<input type="checkbox"/>	<input type="checkbox"/>	<input type="checkbox"/>
	INT	3.0	<input type="checkbox"/>	<input type="checkbox"/>	<input type="checkbox"/>
	INT	3.5/4 Aqua	<input type="checkbox"/>	<input type="checkbox"/>	<input type="checkbox"/>
	INT	4.5/5.0 Lilac	<input type="checkbox"/>	<input type="checkbox"/>	<input type="checkbox"/>
AVINENT®	EXT	HE 3.5	<input type="checkbox"/>	<input type="checkbox"/>	<input type="checkbox"/>
	EXT	HE 4.1	<input type="checkbox"/>	<input type="checkbox"/>	<input type="checkbox"/>
	EXT	HE 5.1	<input type="checkbox"/>	<input type="checkbox"/>	<input type="checkbox"/>
	EXT	Multiunit	<input type="checkbox"/>	<input type="checkbox"/>	<input type="checkbox"/>
	INT	HI 3.5	<input type="checkbox"/>	<input type="checkbox"/>	<input type="checkbox"/>
	INT	HI 4.1	<input type="checkbox"/>	<input type="checkbox"/>	<input type="checkbox"/>
B&B®	EXT	Multiunit	<input type="checkbox"/>	<input type="checkbox"/>	
	INT	Cónica	<input type="checkbox"/>	<input type="checkbox"/>	



# CONEXIONES FRESIDENTAL

FAMILIA	EXT//INT	SISTEMA//PLATAFORMA	F	S	R
<b>BEGO</b> <sup>®</sup>	EXT	Mini 3.5	<input type="checkbox"/>	<input type="checkbox"/>	
	EXT	Multiplus 5.0	<input type="checkbox"/>	<input type="checkbox"/>	<input type="checkbox"/>
	INT	3.0			
	INT	3.25 - 3.75	<input type="checkbox"/>	<input type="checkbox"/>	<input type="checkbox"/>
	INT	4.1	<input type="checkbox"/>	<input type="checkbox"/>	<input type="checkbox"/>
	INT	4.5	<input type="checkbox"/>	<input type="checkbox"/>	<input type="checkbox"/>
	INT	5.5	<input type="checkbox"/>	<input type="checkbox"/>	<input type="checkbox"/>
<b>BIO3</b> <sup>®</sup>	INT	Conical Standard	<input type="checkbox"/>		
	EXT	Multiunit	<input type="checkbox"/>		
<b>BIOHORIZONS</b> <sup>®</sup>	EXT	3.5	<input type="checkbox"/>	<input type="checkbox"/>	
	EXT	4.0	<input type="checkbox"/>	<input type="checkbox"/>	<input type="checkbox"/>
	EXT	5.0	<input type="checkbox"/>	<input type="checkbox"/>	<input type="checkbox"/>
	EXT	6.0	<input type="checkbox"/>	<input type="checkbox"/>	
	EXT	Multiunit	<input type="checkbox"/>	<input type="checkbox"/>	<input type="checkbox"/>
	INT	Tapered Internal 3.0	<input type="checkbox"/>	<input type="checkbox"/>	<input type="checkbox"/>
	INT	Tapered Internal 3.5	<input type="checkbox"/>	<input type="checkbox"/>	<input type="checkbox"/>
	INT	Tapered Internal 4.5	<input type="checkbox"/>	<input type="checkbox"/>	<input type="checkbox"/>
	INT	Tapered Internal 5.7	<input type="checkbox"/>	<input type="checkbox"/>	<input type="checkbox"/>
	INT	Tapered Tissue Level 3.0	<input type="checkbox"/>	<input type="checkbox"/>	<input type="checkbox"/>
	INT	Tapered Tissue Level 3.5	<input type="checkbox"/>	<input type="checkbox"/>	<input type="checkbox"/>
	INT	Tapered Tissue Level 4.5	<input type="checkbox"/>	<input type="checkbox"/>	
	INT	Tapered Tissue Level 5.7	<input type="checkbox"/>		
<b>BIOMET 3i Certain</b> <sup>®</sup>	INT	3.4	<input type="checkbox"/>	<input type="checkbox"/>	<input type="checkbox"/>
	INT	4.1	<input type="checkbox"/>	<input type="checkbox"/>	<input type="checkbox"/>
	INT	5.0	<input type="checkbox"/>	<input type="checkbox"/>	<input type="checkbox"/>
	INT	6.0	<input type="checkbox"/>	<input type="checkbox"/>	<input type="checkbox"/>
<b>BIOMET Osseotite</b> <sup>®</sup>	EXT	3.4	<input type="checkbox"/>	<input type="checkbox"/>	<input type="checkbox"/>
	EXT	4.1	<input type="checkbox"/>	<input type="checkbox"/>	<input type="checkbox"/>
	EXT	5.0	<input type="checkbox"/>	<input type="checkbox"/>	<input type="checkbox"/>
	EXT	6.0	<input type="checkbox"/>	<input type="checkbox"/>	<input type="checkbox"/>
	EXT	MMCLA	<input type="checkbox"/>	<input type="checkbox"/>	
	EXT	Multiunit Lowprofile	<input type="checkbox"/>	<input type="checkbox"/>	<input type="checkbox"/>

# CONEXIONES FRESDENTAL

FAMILIA	EXT//INT	SISTEMA//PLATAFORMA	F	S	R
<b>BIONER</b> <sup>®</sup>	EXT	IKELT 4.1	<input type="checkbox"/>	<input type="checkbox"/>	<input type="checkbox"/>
	EXT	IKELT 5.0	<input type="checkbox"/>	<input type="checkbox"/>	<input type="checkbox"/>
	EXT	IKELT 5.0 WP	<input type="checkbox"/>	<input type="checkbox"/>	<input type="checkbox"/>
	EXT	Pilar Mini Cono	<input type="checkbox"/>	<input type="checkbox"/>	<input type="checkbox"/>
	EXT	Pilar MicroMini	<input type="checkbox"/>	<input type="checkbox"/>	<input type="checkbox"/>
	EXT	Pilar Standard	<input type="checkbox"/>	<input type="checkbox"/>	
	INT	HIKELT 3.5-4.0	<input type="checkbox"/>	<input type="checkbox"/>	
	INT	HIKELT 4.5	<input type="checkbox"/>	<input type="checkbox"/>	
	INT	TOP-DM 3.5-4-5	<input type="checkbox"/>	<input type="checkbox"/>	<input type="checkbox"/>
<b>BIOTECH</b> <sup>®</sup>	EXT	3.6	<input type="checkbox"/>	<input type="checkbox"/>	<input type="checkbox"/>
	EXT	3.9	<input type="checkbox"/>	<input type="checkbox"/>	<input type="checkbox"/>
	EXT	4.4	<input type="checkbox"/>	<input type="checkbox"/>	
	EXT	5.4	<input type="checkbox"/>	<input type="checkbox"/>	<input type="checkbox"/>
	EXT	Pilar Cónico 4.9	<input type="checkbox"/>	<input type="checkbox"/>	<input type="checkbox"/>
	EXT	Transepiterial 4.5	<input type="checkbox"/>	<input type="checkbox"/>	
	INT	3.5/3.9	<input type="checkbox"/>	<input type="checkbox"/>	<input type="checkbox"/>
	INT	3.6 KONTACT	<input type="checkbox"/>	<input type="checkbox"/>	<input type="checkbox"/>
	INT	4.0/4.4	<input type="checkbox"/>	<input type="checkbox"/>	<input type="checkbox"/>
INT	5.0/5.4	<input type="checkbox"/>	<input type="checkbox"/>	<input type="checkbox"/>	
<b>BTI</b> <sup>®</sup>	EXT	3.5 Tiny	<input type="checkbox"/>	<input type="checkbox"/>	<input type="checkbox"/>
	EXT	4.1 Universal	<input type="checkbox"/>	<input type="checkbox"/>	<input type="checkbox"/>
	EXT	5.5 Ancha	<input type="checkbox"/>	<input type="checkbox"/>	<input type="checkbox"/>
	EXT	Angulado 17°	<input type="checkbox"/>	<input type="checkbox"/>	<input type="checkbox"/>
	EXT	Multi-in 4.1	<input type="checkbox"/>	<input type="checkbox"/>	<input type="checkbox"/>
	EXT	Multi-in 5.5	<input type="checkbox"/>	<input type="checkbox"/>	<input type="checkbox"/>
	INT	3.5 Narrow	<input type="checkbox"/>	<input type="checkbox"/>	<input type="checkbox"/>
	INT	4.1 Universal	<input type="checkbox"/>	<input type="checkbox"/>	<input type="checkbox"/>
	INT	5.5 Ancha	<input type="checkbox"/>	<input type="checkbox"/>	<input type="checkbox"/>
	INT	Transepiterial UNIT 4.0	<input type="checkbox"/>	<input type="checkbox"/>	<input type="checkbox"/>
	INT	Transepiterial UNIT 5.5	<input type="checkbox"/>		
<b>BTK</b> <sup>®</sup>	INT	EVO DL IW 5.0	<input type="checkbox"/>	<input type="checkbox"/>	

# CONEXIONES FRESDENTAL

FAMILIA	EXT//INT	SISTEMA//PLATAFORMA			
<b>CALCITEC</b> ®	INT	Integral 3.25	<input type="radio"/>	<input type="radio"/>	
<b>CAMLOG</b> ®	EXT	Comfour System 3.3/3.8/4.3	<input type="radio"/>	<input type="radio"/>	<input type="radio"/>
	EXT	Comfour System 5.0/6.0	<input type="radio"/>	<input type="radio"/>	<input type="radio"/>
	INT	Conelog 3.3	<input type="radio"/>	<input type="radio"/>	<input type="radio"/>
	INT	Conelog 3.8	<input type="radio"/>	<input type="radio"/>	<input type="radio"/>
	INT	Conelog 4.3	<input type="radio"/>	<input type="radio"/>	<input type="radio"/>
	INT	Conelog 5.0	<input type="radio"/>	<input type="radio"/>	<input type="radio"/>
	INT	ISY	<input type="radio"/>	<input type="radio"/>	
	INT	Screw-Line 3.3	<input type="radio"/>	<input type="radio"/>	<input type="radio"/>
	INT	Screw-Line 3.8	<input type="radio"/>	<input type="radio"/>	<input type="radio"/>
	INT	Screw-Line 4.3	<input type="radio"/>	<input type="radio"/>	<input type="radio"/>
	INT	Screw-Line 5.0	<input type="radio"/>	<input type="radio"/>	<input type="radio"/>
	INT	Screw-Line 6.0	<input type="radio"/>	<input type="radio"/>	<input type="radio"/>
<b>CHAMPION</b> ®	EXT	Multiunit RP	<input type="radio"/>	<input type="radio"/>	<input type="radio"/>
<b>DENTAURUM</b> ®	EXT	Pilar para barras	<input type="radio"/>	<input type="radio"/>	
	EXT	Pilar para puentes	<input type="radio"/>	<input type="radio"/>	<input type="radio"/>
	INT	TioLogic 3.7 M	<input type="radio"/>	<input type="radio"/>	
	INT	TioLogic 4.5 L	<input type="radio"/>	<input type="radio"/>	
<b>DENTIUM</b> ®	EXT	Transepitelial 4.8	<input type="radio"/>	<input type="radio"/>	<input type="radio"/>
<b>DYNA HELIX</b> ®	INT	3.6	<input type="radio"/>		
	INT	5.0	<input type="radio"/>		
<b>ECKERMANN</b> ®	EXT	All Spiral	<input type="radio"/>	<input type="radio"/>	<input type="radio"/>
	EXT	Hexagon 4.1	<input type="radio"/>	<input type="radio"/>	<input type="radio"/>
	INT	Duplo	<input type="radio"/>	<input type="radio"/>	
	INT	Triplo 4.0	<input type="radio"/>	<input type="radio"/>	<input type="radio"/>
	INT	Triplo 4.5	<input type="radio"/>	<input type="radio"/>	<input type="radio"/>
	INT	Triplo 5.5	<input type="radio"/>	<input type="radio"/>	<input type="radio"/>
	INT	Triplo Narrow 3.5	<input type="radio"/>	<input type="radio"/>	<input type="radio"/>
	INT	Triplo Perio 4.0	<input type="radio"/>	<input type="radio"/>	<input type="radio"/>
	INT	Triplo Perio 4.5	<input type="radio"/>	<input type="radio"/>	<input type="radio"/>
	INT	Triplo Perio 5.0	<input type="radio"/>	<input type="radio"/>	<input type="radio"/>

# CONEXIONES FRESIDENTAL

FAMILIA	EXT//INT	SISTEMA//PLATAFORMA	F	S	R
<b>EUROTEKNIKA<sup>®</sup></b>	EXT	Pilar Tetra	<input type="radio"/>	<input type="radio"/>	<input type="radio"/>
	EXT	UNEVA 3.6-4.1	<input type="radio"/>	<input type="radio"/>	<input type="radio"/>
	EXT	UNEVA 4.8	<input type="radio"/>	<input type="radio"/>	
	INT	Aesthetica NP	<input type="radio"/>	<input type="radio"/>	<input type="radio"/>
	INT	Aesthetica RP	<input type="radio"/>		<input type="radio"/>
	INT	Aesthetica WP	<input type="radio"/>		
	INT	Natea 3.6	<input type="radio"/>		
	INT	Natea 4.1	<input type="radio"/>	<input type="radio"/>	
	INT	Naturactics 3.0	<input type="radio"/>	<input type="radio"/>	<input type="radio"/>
	INT	Naturactics 3.5 EP-NP-RP-WP	<input type="radio"/>	<input type="radio"/>	<input type="radio"/>
<b>FRIADENT<sup>®</sup> Ankilos</b>	EXT	Ankylos Balance 4.2 Narrow	<input type="radio"/>	<input type="radio"/>	<input type="radio"/>
	EXT	Ankylos Balance 5.5 Ancha	<input type="radio"/>	<input type="radio"/>	<input type="radio"/>
	EXT	IMZ	<input type="radio"/>		
	INT	Ankylos 3.5 Regular	<input type="radio"/>	<input type="radio"/>	<input type="radio"/>
<b>FRIADENT<sup>®</sup> Xive</b>	EXT	Transepiterial 3.4/3.8 MP TG	<input type="radio"/>	<input type="radio"/>	<input type="radio"/>
	EXT	Transepiterial 4.5 MP TG	<input type="radio"/>	<input type="radio"/>	<input type="radio"/>
	INT	3.0 Xive	<input type="radio"/>	<input type="radio"/>	<input type="radio"/>
	INT	3.4 Xive	<input type="radio"/>	<input type="radio"/>	<input type="radio"/>
	INT	3.8 Xive	<input type="radio"/>	<input type="radio"/>	<input type="radio"/>
	INT	4.5 Xive	<input type="radio"/>	<input type="radio"/>	<input type="radio"/>
	INT	5.5 Xive	<input type="radio"/>	<input type="radio"/>	<input type="radio"/>
<b>GALIMPLANT<sup>®</sup></b>	EXT	4.0	<input type="radio"/>	<input type="radio"/>	
	EXT	Transepiterial Estético 4.0	<input type="radio"/>	<input type="radio"/>	<input type="radio"/>
	EXT	Transepiterial Multiunit 4.8	<input type="radio"/>	<input type="radio"/>	<input type="radio"/>
	INT	3.5-4.0-5.0	<input type="radio"/>	<input type="radio"/>	<input type="radio"/>
<b>GC TECH</b>	INT	Narrow	<input type="radio"/>		
	INT	Standard	<input type="radio"/>		
<b>GLOBAL D<sup>®</sup></b>	EXT	Pilar cónico angulado	<input type="radio"/>		<input type="radio"/>
	EXT	Pilar cónico recto	<input type="radio"/>		<input type="radio"/>
	EXT	Serf EVL 4.0	<input type="radio"/>		
	INT	In Kone	<input type="radio"/>		

# CONEXIONES FRESIDENTAL

FAMILIA	EXT//INT	SISTEMA//PLATAFORMA	F	S	R
GMI <sup>®</sup>	EXT	Phoenix (E/C 2,7) 5.1	○		
	EXT	Phoenix 4.1	○		
	INT	Avantgart RP	○	∅	∅
	INT	Avantgart WP	○		
	INT	Frontier RP	○	○	○
	INT	Frontier WP	○	○	○
GT Medical <sup>®</sup>	INT	Best-Fit 4.8	○	○	
GTB <sup>®</sup>	INT	GF-A 4.0	○		∅
IBO <sup>®</sup>	INT	3.5-4.1	○	○	
IMPLACIL <sup>®</sup>	INT	Hexágono interno 3.5	○	○	○
	INT	Hexágono interno 4.0	○	○	○
	INT	Hexágono interno 5.0	○	○	○
IMPLANT DIRECT <sup>®</sup>	EXT	Spectra System Multiunit	○	○	○
	EXT	Spectra System ScrewIndirect	○	○	
	INT	Interactive 3.0	○	○	○
	INT	Interactive 3.4	○	○	○
	INT	Legacy 3.0	○	○	○
	INT	Legacy 3.5	○	○	○
	INT	Legacy 4.5	○	○	
	INT	Legacy 5.7	○	○	
	INT	Tri-Lobe System - Replant 3.5	○	○	○
	INT	Tri-Lobe System - Replant 4.3	○	○	○
	INT	Tri-Lobe System - Replant 5.0	○	○	○
	INT	Tri-Lobe System - Replant 6.0	○	○	○
INTRALOCK <sup>®</sup>	EXT	Flat One 3.5	○	○	
	EXT	Flat One 5.0	○	○	
	INT	Indhex SQ 3.4-3.7	○	∅	

# CONEXIONES FRESIDENTAL

FAMILIA	EXT//INT	SISTEMA//PLATAFORMA	F	S	R
<b>JD EVOLUTION®</b>	INT	JD Evolution	<input type="checkbox"/>	<input type="checkbox"/>	<input type="checkbox"/>
	INT	JD Evolution PLUS+	<input type="checkbox"/>	<input type="checkbox"/>	<input type="checkbox"/>
	INT	JD Evolution Small	<input type="checkbox"/>	<input type="checkbox"/>	<input type="checkbox"/>
	INT	JD ICON	<input type="checkbox"/>	<input type="checkbox"/>	<input type="checkbox"/>
	INT	JD ICON Ultra S	<input type="checkbox"/>	<input type="checkbox"/>	<input type="checkbox"/>
<b>KEYSTONE® Lifecore</b>	EXT	Restore RD 4.1	<input type="checkbox"/>	<input type="checkbox"/>	<input type="checkbox"/>
	EXT	Restore SD 3.3	<input type="checkbox"/>	<input type="checkbox"/>	<input type="checkbox"/>
	EXT	Restore WD 5.0	<input type="checkbox"/>	<input type="checkbox"/>	
	INT	Tilobe PrimaConex 4.1	<input type="checkbox"/>		
	INT	Tilobe PrimaConex 5.0	<input type="checkbox"/>		
<b>KLOCKNER®</b>	EXT	Essential Cone Octacone 30°	<input type="checkbox"/>	<input type="checkbox"/>	<input type="checkbox"/>
	EXT	Essential Cone Octacone 4.5 12°	<input type="checkbox"/>	<input type="checkbox"/>	<input type="checkbox"/>
	EXT	Essential Cone Octacone 4.5 25°	<input type="checkbox"/>	<input type="checkbox"/>	<input type="checkbox"/>
	EXT	Essential Cone Octacone 6.5 12°	<input type="checkbox"/>	<input type="checkbox"/>	<input type="checkbox"/>
	EXT	Essential Cone Octacone 6.5 25°	<input type="checkbox"/>	<input type="checkbox"/>	<input type="checkbox"/>
	EXT	KL NP	<input type="checkbox"/>	<input type="checkbox"/>	<input type="checkbox"/>
	EXT	KL RP	<input type="checkbox"/>	<input type="checkbox"/>	<input type="checkbox"/>
	EXT	KL WP	<input type="checkbox"/>	<input type="checkbox"/>	<input type="checkbox"/>
	EXT	Permanent - Vega	<input type="checkbox"/>	<input type="checkbox"/>	<input type="checkbox"/>
	EXT	S3M	<input type="checkbox"/>	<input type="checkbox"/>	
	EXT	S5	<input type="checkbox"/>		
	EXT	S6	<input type="checkbox"/>		
	EXT	SK2 30° Multicono	<input type="checkbox"/>	<input type="checkbox"/>	
	EXT	SK2 4.2	<input type="checkbox"/>	<input type="checkbox"/>	<input type="checkbox"/>
	EXT	SK2 5.5	<input type="checkbox"/>	<input type="checkbox"/>	<input type="checkbox"/>
	INT	Essential Cone 4.5	<input type="checkbox"/>	<input type="checkbox"/>	<input type="checkbox"/>
	INT	Essential Cone 6.0	<input type="checkbox"/>	<input type="checkbox"/>	<input type="checkbox"/>
	INT	Vega MV	<input type="checkbox"/>	<input type="checkbox"/>	<input type="checkbox"/>
	INT	Vega NV	<input type="checkbox"/>	<input type="checkbox"/>	<input type="checkbox"/>
	INT	Vega RV	<input type="checkbox"/>	<input type="checkbox"/>	<input type="checkbox"/>
<b>LASAK®</b>	EXT	Bioniq Multi	<input type="checkbox"/>	<input type="checkbox"/>	<input type="checkbox"/>
	INT	Bioniq QR 4.0	<input type="checkbox"/>	<input type="checkbox"/>	<input type="checkbox"/>






# CONEXIONES FRESIDENTAL

FAMILIA	EXT//INT	SISTEMA//PLATAFORMA	F	S	R
<b>LEADER</b> <sup>®</sup>	INT	Internal Hex 3.5	<input type="checkbox"/>	<input type="checkbox"/>	
	INT	Internal Hex 4.0	<input type="checkbox"/>	<input type="checkbox"/>	
	INT	Internal Hex 5.0	<input type="checkbox"/>		
	INT	Internal Hex 6.0	<input type="checkbox"/>		
<b>MARTINA</b> <sup>®</sup>	EXT	Outlink2 3.3	<input type="checkbox"/>	<input type="checkbox"/>	<input type="checkbox"/>
	EXT	Outlink2 3.75 - 4.1	<input type="checkbox"/>	<input type="checkbox"/>	<input type="checkbox"/>
	EXT	Outlink2 5.0	<input type="checkbox"/>	<input type="checkbox"/>	<input type="checkbox"/>
	EXT	Outlink2 SWP 4.1	<input type="checkbox"/>	<input type="checkbox"/>	<input type="checkbox"/>
	EXT	PAD 3.0 - 5.0	<input type="checkbox"/>	<input type="checkbox"/>	<input type="checkbox"/>
	EXT	Shelta XA Abutment	<input type="checkbox"/>		
	INT	Global 3.9	<input type="checkbox"/>	<input type="checkbox"/>	
	INT	Global 4.3	<input type="checkbox"/>	<input type="checkbox"/>	<input type="checkbox"/>
	INT	Global 4.8	<input type="checkbox"/>	<input type="checkbox"/>	
	INT	Pilares PLAIN 3.3 - 6.0	<input type="checkbox"/>	<input type="checkbox"/>	
	INT	Prama 3.8 - 4.25 - 5.0	<input type="checkbox"/>	<input type="checkbox"/>	<input type="checkbox"/>
	INT	Premium Kohno SP 3.3	<input type="checkbox"/>	<input type="checkbox"/>	<input type="checkbox"/>
	INT	Premium Kohno SP 3.80	<input type="checkbox"/>	<input type="checkbox"/>	<input type="checkbox"/>
	INT	Premium Kohno SP 4.25	<input type="checkbox"/>	<input type="checkbox"/>	<input type="checkbox"/>
	INT	Premium Kohno SP 5.0	<input type="checkbox"/>	<input type="checkbox"/>	<input type="checkbox"/>
	INT	Premium Kohno SP 6.0	<input type="checkbox"/>	<input type="checkbox"/>	
	INT	Premium Kohno TG M 4.8	<input type="checkbox"/>	<input type="checkbox"/>	<input type="checkbox"/>
	INT	Premium Kohno TG W 5.8	<input type="checkbox"/>	<input type="checkbox"/>	
	INT	Shelta 3.8	<input type="checkbox"/>	<input type="checkbox"/>	<input type="checkbox"/>
	INT	Shelta 4.25	<input type="checkbox"/>	<input type="checkbox"/>	
	INT	Shelta 5.0	<input type="checkbox"/>	<input type="checkbox"/>	
	INT	Stark-D 4.8	<input type="checkbox"/>		
	INT	Stark-D 6.5	<input type="checkbox"/>		
	<b>MEDENTIS</b> <sup>®</sup>	INT	ICX Plus Universal	<input type="checkbox"/>	<input type="checkbox"/>
<b>MEGAGEN</b> <sup>®</sup>	EXT	AnyRidge Octa 3.8	<input type="checkbox"/>		
	EXT	AnyRidge Octa 4.8	<input type="checkbox"/>		
	INT	AnyOne	<input type="checkbox"/>	<input type="checkbox"/>	
	INT	Anyridge	<input type="checkbox"/>	<input type="checkbox"/>	
	INT	EZ Plus 3.5	<input type="checkbox"/>	<input type="checkbox"/>	<input type="checkbox"/>
	INT	EZ Plus 4.1	<input type="checkbox"/>		

# CONEXIONES FRESIDENTAL

FAMILIA	EXT//INT	SISTEMA//PLATAFORMA	F	S	R
<b>MICRODENT<sup>®</sup></b>	EXT	Capitel 4.1	<input type="checkbox"/>	<input type="checkbox"/>	<input type="checkbox"/>
	EXT	Capitel 5.1	<input type="checkbox"/>	<input type="checkbox"/>	<input type="checkbox"/>
	EXT	Capitel 5.6	<input type="checkbox"/>	<input type="checkbox"/>	<input type="checkbox"/>
	EXT	Capitel mini 4.8	<input type="checkbox"/>	<input type="checkbox"/>	<input type="checkbox"/>
	EXT	Capitel mini 5.1	<input type="checkbox"/>	<input type="checkbox"/>	<input type="checkbox"/>
	EXT	MK 5.6	<input type="checkbox"/>	<input type="checkbox"/>	<input type="checkbox"/>
	EXT	Mini System/Universal 3.5	<input type="checkbox"/>	<input type="checkbox"/>	<input type="checkbox"/>
	EXT	System 4.2	<input type="checkbox"/>	<input type="checkbox"/>	<input type="checkbox"/>
	EXT	System 5.1	<input type="checkbox"/>	<input type="checkbox"/>	<input type="checkbox"/>
	EXT	Universal 4.1	<input type="checkbox"/>	<input type="checkbox"/>	<input type="checkbox"/>
	EXT	Universal 5.1	<input type="checkbox"/>	<input type="checkbox"/>	<input type="checkbox"/>
	INT	Ektos 3.5	<input type="checkbox"/>	<input type="checkbox"/>	<input type="checkbox"/>
	INT	Ektos 4.5	<input type="checkbox"/>	<input type="checkbox"/>	<input type="checkbox"/>
	INT	Ektos 5.7	<input type="checkbox"/>	<input type="checkbox"/>	<input type="checkbox"/>
	INT	Genius 3.0	<input type="checkbox"/>	<input type="checkbox"/>	<input type="checkbox"/>
	INT	Genius 3.5 - 4.0 - 4.5 - 5.0	<input type="checkbox"/>	<input type="checkbox"/>	<input type="checkbox"/>
	INT	Trilogic 3.8	<input type="checkbox"/>	<input type="checkbox"/>	<input type="checkbox"/>
	INT	Trilogic 4.3	<input type="checkbox"/>	<input type="checkbox"/>	<input type="checkbox"/>
	INT	Trilogic 5.1	<input type="checkbox"/>	<input type="checkbox"/>	<input type="checkbox"/>
	<b>MIS<sup>®</sup></b>	EXT	Cónico 4.5	<input type="checkbox"/>	<input type="checkbox"/>
EXT		Lance 3.75 - 4.2	<input type="checkbox"/>	<input type="checkbox"/>	<input type="checkbox"/>
EXT		Lance 5.0	<input type="checkbox"/>	<input type="checkbox"/>	<input type="checkbox"/>
EXT		Multiunit 4.8	<input type="checkbox"/>	<input type="checkbox"/>	<input type="checkbox"/>
INT		C1 Narrow 3.3	<input type="checkbox"/>	<input type="checkbox"/>	<input type="checkbox"/>
INT		C1 Standard 3.75	<input type="checkbox"/>	<input type="checkbox"/>	<input type="checkbox"/>
INT		C1 Wide 5.0	<input type="checkbox"/>		
INT		Seven Narrow 3.3	<input type="checkbox"/>	<input type="checkbox"/>	<input type="checkbox"/>
INT		Seven Standard 3.75	<input type="checkbox"/>	<input type="checkbox"/>	<input type="checkbox"/>
INT		Seven Wide 5.0	<input type="checkbox"/>	<input type="checkbox"/>	<input type="checkbox"/>
INT		V3 Narrow	<input type="checkbox"/>	<input type="checkbox"/>	

# CONEXIONES FRESIDENTAL

FAMILIA	EXT//INT	SISTEMA//PLATAFORMA			
<b>MOZOGRAU</b> <sup>®</sup>	EXT	Angulado 17°/30°	<input type="checkbox"/>	<input type="checkbox"/>	<input type="checkbox"/>
	EXT	Cónico 10°	<input type="checkbox"/>	<input type="checkbox"/>	
	EXT	Cónico 30°	<input type="checkbox"/>	<input type="checkbox"/>	<input type="checkbox"/>
	EXT	MG Osseous Maxi 5.0	<input type="checkbox"/>	<input type="checkbox"/>	<input type="checkbox"/>
	EXT	MG Osseous Mini 3.4	<input type="checkbox"/>	<input type="checkbox"/>	<input type="checkbox"/>
	EXT	MG Osseous Standard 3.4-3.75- 4.1	<input type="checkbox"/>	<input type="checkbox"/>	<input type="checkbox"/>
	INT	Maxi 5.0	<input type="checkbox"/>	<input type="checkbox"/>	<input type="checkbox"/>
	INT	Mini 3.3	<input type="checkbox"/>	<input type="checkbox"/>	<input type="checkbox"/>
	INT	Standard 3.75-4.25	<input type="checkbox"/>	<input type="checkbox"/>	<input type="checkbox"/>
<b>MPI</b> <sup>®</sup>	EXT	Multiunit	<input type="checkbox"/>	<input type="checkbox"/>	<input type="checkbox"/>
	INT	CM 3.5-4	<input type="checkbox"/>	<input type="checkbox"/>	<input type="checkbox"/>
<b>NEOBIOTECH</b> <sup>®</sup>	EXT	EB Narrow 3.5	<input type="checkbox"/>		
	EXT	EB Regular 4.0 - 4.5	<input type="checkbox"/>		
	EXT	EB Wide 5.0 (3i)	<input type="checkbox"/>	<input type="checkbox"/>	<input type="checkbox"/>
	EXT	EB Wide 5.0 (Branemark)	<input type="checkbox"/>	<input type="checkbox"/>	<input type="checkbox"/>
	EXT	Multiunit	<input type="checkbox"/>	<input type="checkbox"/>	
	INT	IS	<input type="checkbox"/>	<input type="checkbox"/>	<input type="checkbox"/>
<b>NEODENT</b> <sup>®</sup>	EXT	CM Micro Pilar 4.8	<input type="checkbox"/>	<input type="checkbox"/>	
	EXT	CM Mini Pilar 4.8	<input type="checkbox"/>	<input type="checkbox"/>	<input type="checkbox"/>
	EXT	CM Mini Pilar 5.4	<input type="checkbox"/>	<input type="checkbox"/>	
	EXT	CM Pilar 4.8	<input type="checkbox"/>	<input type="checkbox"/>	<input type="checkbox"/>
	EXT	GM Micro Pilar 3.5	<input type="checkbox"/>	<input type="checkbox"/>	<input type="checkbox"/>
	EXT	GM Mini Pilar 4.8	<input type="checkbox"/>	<input type="checkbox"/>	
	EXT	GM Pilar 4.8	<input type="checkbox"/>	<input type="checkbox"/>	<input type="checkbox"/>
	EXT	Smart 3.3	<input type="checkbox"/>	<input type="checkbox"/>	<input type="checkbox"/>
	EXT	Smart 4.1/4.3	<input type="checkbox"/>	<input type="checkbox"/>	<input type="checkbox"/>
	EXT	Smart 5.0	<input type="checkbox"/>	<input type="checkbox"/>	<input type="checkbox"/>
	<b>NEOSS</b> <sup>®</sup>	INT	Proactive 4.0	<input type="checkbox"/>	<input type="checkbox"/>

# CONEXIONES FRESIDENTAL

FAMILIA	EXT//INT	SISTEMA//PLATAFORMA	F	S	R
NOBEL Active®	INT	3.0	<input type="checkbox"/>	<input type="checkbox"/>	<input type="checkbox"/>
	INT	NP 3.5	<input type="checkbox"/>	<input type="checkbox"/>	<input type="checkbox"/>
	INT	RP 4.3 - 5.0	<input type="checkbox"/>	<input type="checkbox"/>	<input type="checkbox"/>
	INT	WP 5.5	<input type="checkbox"/>	<input type="checkbox"/>	<input type="checkbox"/>
NOBEL Branemark®	EXT	NP 3.5	<input type="checkbox"/>	<input type="checkbox"/>	<input type="checkbox"/>
	EXT	RP 4.1	<input type="checkbox"/>	<input type="checkbox"/>	<input type="checkbox"/>
	EXT	WP 5.1	<input type="checkbox"/>	<input type="checkbox"/>	<input type="checkbox"/>
NOBEL Multiunit®	EXT	RP 4.8	<input type="checkbox"/>	<input type="checkbox"/>	<input type="checkbox"/>
	EXT	WP 6.0	<input type="checkbox"/>	<input type="checkbox"/>	<input type="checkbox"/>
NOBEL Replace®	INT	Conical Connection NP	<input type="checkbox"/>	<input type="checkbox"/>	<input type="checkbox"/>
	INT	Conical Connection RP	<input type="checkbox"/>	<input type="checkbox"/>	<input type="checkbox"/>
	INT	NP 3.5	<input type="checkbox"/>	<input type="checkbox"/>	<input type="checkbox"/>
	INT	RP 4.3 - 5.0	<input type="checkbox"/>	<input type="checkbox"/>	<input type="checkbox"/>
	INT	WP 5.0	<input type="checkbox"/>	<input type="checkbox"/>	<input type="checkbox"/>
	INT	6.0	<input type="checkbox"/>	<input type="checkbox"/>	<input type="checkbox"/>
NORMON®	EXT	HE 4.1	<input type="checkbox"/>	<input type="checkbox"/>	<input type="checkbox"/>
	INT	HI 3.25	<input type="checkbox"/>	<input type="checkbox"/>	<input type="checkbox"/>
	INT	HI 3.75-4.25-4.75	<input type="checkbox"/>	<input type="checkbox"/>	<input type="checkbox"/>
OSSEOLIFE®	EXT	P2	<input type="checkbox"/>	<input type="checkbox"/>	<input type="checkbox"/>
	EXT	P3-P4	<input type="checkbox"/>	<input type="checkbox"/>	<input type="checkbox"/>
	EXT	P5	<input type="checkbox"/>	<input type="checkbox"/>	<input type="checkbox"/>
	INT	P3 - P4	<input type="checkbox"/>	<input type="checkbox"/>	<input type="checkbox"/>
	INT	P5	<input type="checkbox"/>	<input type="checkbox"/>	<input type="checkbox"/>
OSTEOPLUS®	EXT	Iridium 3.5	<input type="checkbox"/>	<input type="checkbox"/>	<input type="checkbox"/>
	EXT	Iridium 4.2	<input type="checkbox"/>	<input type="checkbox"/>	<input type="checkbox"/>
	EXT	Multiunit - Mini pilar	<input type="checkbox"/>	<input type="checkbox"/>	<input type="checkbox"/>
	EXT	Platinum 4.2	<input type="checkbox"/>	<input type="checkbox"/>	<input type="checkbox"/>
	EXT	Platinum 5.0	<input type="checkbox"/>	<input type="checkbox"/>	<input type="checkbox"/>
	EXT	Argentum 4.2	<input type="checkbox"/>	<input type="checkbox"/>	<input type="checkbox"/>
	INT	SHi 3.5	<input type="checkbox"/>	<input type="checkbox"/>	<input type="checkbox"/>
	INT	SHi 5.0	<input type="checkbox"/>	<input type="checkbox"/>	<input type="checkbox"/>

# CONEXIONES FRESIDENTAL

FAMILIA	EXT//INT	SISTEMA//PLATAFORMA	F	S	R
<b>OXTEIN<sup>®</sup></b>	EXT	L6_N6 4.1	<input type="checkbox"/>	<input type="checkbox"/>	<input type="checkbox"/>
	EXT	L6_N6 5.0	<input type="checkbox"/>	<input type="checkbox"/>	<input type="checkbox"/>
	INT	L35_N35 3.5	<input type="checkbox"/>	<input type="checkbox"/>	<input type="checkbox"/>
	INT	M12 2.82	<input type="checkbox"/>	<input type="checkbox"/>	<input type="checkbox"/>
	INT	M12 3.80	<input type="checkbox"/>	<input type="checkbox"/>	<input type="checkbox"/>
	INT	M8 4.8	<input type="checkbox"/>	<input type="checkbox"/>	<input type="checkbox"/>
	INT	M8 6.5	<input type="checkbox"/>	<input type="checkbox"/>	<input type="checkbox"/>
<b>PALTOP<sup>®</sup></b>	INT	Conical Standard	<input type="checkbox"/>	<input type="checkbox"/>	<input type="checkbox"/>
	INT	Hexagonal Standard	<input type="checkbox"/>	<input type="checkbox"/>	<input type="checkbox"/>
	EXT	Multiunit 5.5	<input type="checkbox"/>	<input type="checkbox"/>	<input type="checkbox"/>
<b>PHIBO<sup>®</sup></b>	EXT	ProUnic Advance S3	<input type="checkbox"/>	<input type="checkbox"/>	<input type="checkbox"/>
	EXT	ProUnic Advance S4	<input type="checkbox"/>		
	EXT	ProUnic Advance S5	<input type="checkbox"/>	<input type="checkbox"/>	
	EXT	ProUnic Estético S3	<input type="checkbox"/>		
	EXT	ProUnic Estético S4	<input type="checkbox"/>		
	EXT	ProUnic Plus S3	<input type="checkbox"/>	<input type="checkbox"/>	
	EXT	ProUnic Plus S4	<input type="checkbox"/>	<input type="checkbox"/>	
	EXT	ProUnic Plus S5	<input type="checkbox"/>		
	EXT	Transepiterial ConHex S2-S3-S4	<input type="checkbox"/>	<input type="checkbox"/>	
	EXT	Transepiterial ConHex S5	<input type="checkbox"/>	<input type="checkbox"/>	
	EXT	TSH S2	<input type="checkbox"/>	<input type="checkbox"/>	<input type="checkbox"/>
	EXT	TSH S3/S4	<input type="checkbox"/>	<input type="checkbox"/>	<input type="checkbox"/>
	EXT	TSH S5	<input type="checkbox"/>	<input type="checkbox"/>	<input type="checkbox"/>
	INT	Aurea EVO NP	<input type="checkbox"/>	<input type="checkbox"/>	<input type="checkbox"/>
	INT	Aurea EVO RP	<input type="checkbox"/>	<input type="checkbox"/>	<input type="checkbox"/>
	INT	Aurea EVO WP	<input type="checkbox"/>	<input type="checkbox"/>	<input type="checkbox"/>
	INT	TSA S3	<input type="checkbox"/>	<input type="checkbox"/>	<input type="checkbox"/>
	INT	TSA S4	<input type="checkbox"/>	<input type="checkbox"/>	<input type="checkbox"/>
	INT	TSA S5	<input type="checkbox"/>	<input type="checkbox"/>	<input type="checkbox"/>
	<b>RADHEX<sup>®</sup></b>	EXT	PHE EM 4.1	<input type="checkbox"/>	<input type="checkbox"/>
EXT		PHE ES 3.5	<input type="checkbox"/>	<input type="checkbox"/>	
EXT		Transepiterial PMU 4.5	<input type="checkbox"/>	<input type="checkbox"/>	
INT		PHI 3.5	<input type="checkbox"/>	<input type="checkbox"/>	
INT		PHI 4.5	<input type="checkbox"/>	<input type="checkbox"/>	

# CONEXIONES FRESIDENTAL

FAMILIA	EXT//INT	SISTEMA//PLATAFORMA	F	S	R
<b>SIGNO VINCE<sup>®</sup></b>	EXT	Inttegra 3.3	○	○	
<b>SIN<sup>®</sup></b>	INT	HI SW 3.8	○	○	
	INT	HI SW 4.5	○	○	
<b>SIS<sup>®</sup></b>	EXT	Multiunit	○	○	
<b>SKY BREDENT<sup>®</sup></b>	EXT	Fast&fixed	○	○	
	EXT	Mini2	○	○	
	EXT	Uni.Cone	○	○	
	INT	Clasic 4.1	○	○	○*
	INT	Narrow 3.5	○		
<b>STRAUMANN<sup>®</sup> Bone Level</b>	EXT	Multi-base NC 3.5	○	○	○
	EXT	Multi-base RC 4.5	○	○	○
	EXT	Multi-base WP 6.5	○	○	○
	EXT	Transepiterial (SRA) NC	○	○	○
	EXT	Transepiterial (SRA) RC	○	○*	○
	INT	NC 3.5	○	○	○
	INT	RC 4.5	○	○	○
	INT	SC 2.9	○	∅	∅
<b>STRAUMANN<sup>®</sup> Tissue Level</b>	EXT	Synocta NN 3.5	○	○	○
	EXT	Synocta RN 4.8	○	○	○
	EXT	Synocta WN 6.5	○	○	○
	EXT	Vario Base NNC	○	○	
	EXT	Vario Base RN	○	○	
	EXT	Vario Base WN	○	○	
	INT	NNC 3.5	○	○	○
	INT	RN 4.8	○	○	○
	INT	WN 6.5	○	○	○
<b>STRAUMANN<sup>®</sup> BLX</b>	INT	RB/WB	○		
<b>TAG Dental<sup>®</sup></b>	EXT	Multiunit	○	○	○

# CONEXIONES FRESDENTAL

FAMILIA	EXT//INT	SISTEMA//PLATAFORMA	F	S	R
TBR <sup>®</sup>	EXT	Hexagonal 3.5	<input type="checkbox"/>	<input type="checkbox"/>	<input type="checkbox"/>
	EXT	Multiunit 5.0	<input type="checkbox"/>	<input type="checkbox"/>	
	INT	Connect/Infinity 3.5	<input type="checkbox"/>	<input type="checkbox"/>	
	INT	Connect/Infinity 4.0	<input type="checkbox"/>	<input type="checkbox"/>	<input type="checkbox"/>
	INT	Connect/Infinity 5.5	<input type="checkbox"/>	<input type="checkbox"/>	<input type="checkbox"/>
THOMEN <sup>®</sup>	EXT	4.8 Multiunit	<input type="checkbox"/>	<input type="checkbox"/>	
	INT	Hexagonal 3.5	<input type="checkbox"/>	<input type="checkbox"/>	<input type="checkbox"/>
	INT	Hexagonal 4.0	<input type="checkbox"/>	<input type="checkbox"/>	<input type="checkbox"/>
	INT	Hexagonal 4.5	<input type="checkbox"/>	<input type="checkbox"/>	<input type="checkbox"/>
	INT	Hexagonal 5.0	<input type="checkbox"/>	<input type="checkbox"/>	<input type="checkbox"/>
	INT	Hexagonal 6.0	<input type="checkbox"/>	<input type="checkbox"/>	
TMI <sup>®</sup>	INT	3.7	<input type="checkbox"/>	<input type="checkbox"/>	
	INT	4.2	<input type="checkbox"/>	<input type="checkbox"/>	
TRATE ROOTT <sup>®</sup>	EXT	Compressive MP/M	<input type="checkbox"/>	<input type="checkbox"/>	<input type="checkbox"/>
	EXT	Compressive MS	<input type="checkbox"/>	<input type="checkbox"/>	<input type="checkbox"/>
	INT	RootForm	<input type="checkbox"/>	<input type="checkbox"/>	
TRI <sup>®</sup>	EXT	Multiunit	<input type="checkbox"/>	<input type="checkbox"/>	
	INT	Tri-Narrow 3.3	<input type="checkbox"/>	<input type="checkbox"/>	<input type="checkbox"/>
	INT	Tri-Vent 3.5	<input type="checkbox"/>	<input type="checkbox"/>	<input type="checkbox"/>
TRINON <sup>®</sup>	EXT	Q2 4.0	<input type="checkbox"/>	<input type="checkbox"/>	<input type="checkbox"/>
	INT	QK 4.8	<input type="checkbox"/>		
	INT	QK 5.6	<input type="checkbox"/>		<input type="checkbox"/>
ZIACOM <sup>®</sup>	EXT	Basic	<input type="checkbox"/>	<input type="checkbox"/>	<input type="checkbox"/>
	EXT	OEX NP 3.3	<input type="checkbox"/>	<input type="checkbox"/>	<input type="checkbox"/>
	EXT	OEX RP 4.1	<input type="checkbox"/>	<input type="checkbox"/>	<input type="checkbox"/>
	EXT	OEX WP 5.1	<input type="checkbox"/>	<input type="checkbox"/>	<input type="checkbox"/>
	INT	OIN RP 4.0	<input type="checkbox"/>	<input type="checkbox"/>	
	INT	OIN WP 5.0	<input type="checkbox"/>	<input type="checkbox"/>	
	INT	ZINIC NP	<input type="checkbox"/>	<input type="checkbox"/>	<input type="checkbox"/>
	INT	ZINIC RP	<input type="checkbox"/>	<input type="checkbox"/>	<input type="checkbox"/>
	INT	ZINIC WP	<input type="checkbox"/>	<input type="checkbox"/>	<input type="checkbox"/>

# CONEXIONES FRESIDENTAL

FAMILIA	EXT//INT	SISTEMA//PLATAFORMA	<b>F</b>	<b>S</b>	<b>R</b>
<b>ZIMMER®</b>	EXT	Cónico TAC	<input type="radio"/>	<input type="radio"/>	<input type="radio"/>
	EXT	Spline Cónico	<input type="radio"/>	<input type="radio"/>	
	EXT	Spline Flow Chart 3.25	<input type="radio"/>	<input type="radio"/>	<input type="radio"/>
	EXT	Spline Flow Chart 4.0	<input type="radio"/>	<input type="radio"/>	
	INT	Eztétic 2.9	<input type="radio"/>	<input type="radio"/>	<input type="radio"/>
	INT	Screw Vent 3.5	<input type="radio"/>	<input type="radio"/>	<input type="radio"/>
	INT	Screw Vent 4.5	<input type="radio"/>	<input type="radio"/>	<input type="radio"/>
	INT	Screw Vent 5.7	<input type="radio"/>	<input type="radio"/>	<input type="radio"/>
	INT	Swiss Plus 4.5	<input type="radio"/>	<input type="radio"/>	<input type="radio"/>
	INT	Swiss Plus Mini 3.8	<input type="radio"/>	<input type="radio"/>	<input type="radio"/>
	INT	Omniloc 3.25	<input type="radio"/>	<input type="radio"/>	<input type="radio"/>
	INT	Omniloc 4.0	<input type="radio"/>	<input type="radio"/>	<input type="radio"/>
<b>ZIRKONZAHN®</b>	EXT	Multiunit	<input type="radio"/>	<input type="radio"/>	

∅ No es posible fabricar la conexión

○\* Solo es posible fabricar la conexión rotatoria

○\*\* Solo es posible fabricar la conexión rotatoria con un tornillo no original

EN BLANCO Sin desarrollar

Las conexiones que realizamos son compatibles con las marcas citadas anteriormente, cuya propiedad es la empresa registrada.

Fresdental está en constante desarrollo de las necesidades de nuestros clientes y de sus sistemas de implantes para diversos modelos de escáner dental (3Shape, Zirconzhan, Dental Wings, etc), por lo que si usted desea alguna conexión que no figure en el listado anterior, rogamos se pongan en contacto con nuestro responsable de producción y se lo comunique, para que proceda a su diseño en un breve espacio de tiempo.

Para más información: 96 575 66 16 [www.fresdental.eu](http://www.fresdental.eu)





**fresdental**

ADVANCED SYSTEMS

